



Eastfield Primary School  
Eastfield Road,  
Enfield, Middlesex,  
EN3 5UX  
Tel: 020 8804 5013  
[www.eastfieldprimary.com](http://www.eastfieldprimary.com)  
Executive Headteacher Mr B. Statham

Thursday 7th July 2022

## End of Year Reports

Dear Eastfield Families,

To begin with, I would like to say a sincere thank you for all your support for this academic year. The children have learnt so much and we are proud of what they have achieved!

As we are approaching the end of the school year, I am writing to you to let you know about arrangements for handing out the children's end of year reports.

Last year 70% of our parents loved the QR Code Video Reports therefore this year Years 1-6 Inc. ARP children will receive a QR Code Video Report. Nursery and Reception children will receive a written report.

The annual report gives you a summary of your child's achievement for this academic year, future targets and attendance data.




Pupils will be given their report to bring home on **Monday 11th July 2022**.

Below is a reminder of our assessment procedures for children in Years 1-6. This is a Year 4 example:

Exceeding plus 1	<b>Exceeding</b> Year 4 expectation
Secure Secure minus 1	Working <b>at</b> Year 4 expectation
Developing minus 2 Developing minus 3	Working <b>towards</b> Year 4 expectation
Developing minus 4 Developing minus 5	Working <b>towards</b> Year 4 expectation
Emerging minus 6 Emerging minus 7 Emerging less than minus 7	Working <b>at Year 3</b> expectation

- Your child's attainment relates to the quantity of the curriculum they understand, can demonstrate and apply.
- Please also note your child's level of attendance on the report, which should be **96%+** or above (the attendance figures are from 06.09.21 - 04.07.22). Any child with attendance below 90% is classified as Persistent absence, if your child's attendance is below 90%, you need to make sure their attendance improves next academic year otherwise the Education Welfare Officer could fine you and take legal actions.

**To access the QR Code Video Report, please read the following information:**

<p><b>Android device</b></p> 	<p><b>iPhone device</b></p> 	<p><b>iPad / Tablet</b></p> 
<ul style="list-style-type: none"> <li>❖ You need to download the <b>QR Reader or QR &amp; Barcode Reader</b> from the Playstore on any Android device to access the recording.</li> </ul>	<ul style="list-style-type: none"> <li>❖ Open the <b>Camera</b> app from the Home screen, Control Centre, or Lock screen.</li> <li>❖ Select the rear facing camera. Hold your device so that the QR code appears in the viewfinder in the Camera app. Your device recognizes the QR code and shows a notification.</li> <li>❖ Tap the notification to open the link associated with the QR code.</li> </ul>	<ul style="list-style-type: none"> <li>● Use the built-in <b>camera</b> to scan the QR code to access the recording.</li> </ul>

*Please do not share or download the recording on social media. If this takes place, as a school, we will take action against you.*

If you do not have a Google Account, Parents please copy the link into a new incognito tab on your device to access the QR Code Video Report.

If you receive a QR Code Video Report, please make sure you scan the second QR Code on the report which will take you to a Google Form to confirm that you have read and listened to the recording.

If you receive a written report, please complete the paper version to confirm you have read your child's report and hand the letter to the office.

If you have any questions regarding your child's report, please do not hesitate to contact the class teacher or myself.

Warm best wishes to you all,

Mrs. Hussain  
Acting Headteacher